



US00D578151S

(12) **United States Design Patent**
Fong

(10) **Patent No.:** **US D578,151 S**

(45) **Date of Patent:** **** Oct. 7, 2008**

- (54) **PHOTOGRAPHIC DIFFUSER**
- (75) Inventor: **Gary M. Fong**, Seattle, WA (US)
- (73) Assignee: **Gary Fong, Inc.**, Seattle, WA (US)
- (**) Term: **14 Years**
- (21) Appl. No.: **29/273,023**
- (22) Filed: **Feb. 23, 2007**

4,610,525 A	9/1986	Yoshida et al.
4,633,374 A	12/1986	Waltz et al.
4,669,031 A	5/1987	Regester
4,710,012 A	12/1987	Yamada
4,757,425 A	7/1988	Waltz
4,807,089 A	2/1989	Nussli
D312,471 S *	11/1990	Couch D16/239
5,095,325 A	3/1992	Carstens
5,154,503 A	10/1992	Sternsher
D342,273 S *	12/1993	Couch D16/237
5,311,409 A *	5/1994	King 362/320

- (51) **LOC (8) Cl.** **16-05**
- (52) **U.S. Cl.** **D16/237; D26/118**
- (58) **Field of Classification Search** D16/237,
D16/239, 240; D26/118, 125, 128; 362/3,
362/16-18, 320; 396/176

See application file for complete search history.

(56) **References Cited**

U.S. PATENT DOCUMENTS

756,194 A	3/1904	Zalinski	
1,769,993 A	7/1930	Grillinder	
1,874,086 A	8/1932	Dickson	
2,235,864 A	3/1941	Brennan et al.	
2,747,076 A	5/1956	Eloranta	
2,879,377 A	3/1959	Layng	
3,191,022 A	6/1965	Wince	
3,855,602 A	12/1974	Hoos	
4,066,885 A	1/1978	Weinberg	
4,075,472 A	2/1978	Higuchi	
4,084,168 A	4/1978	Pizzuti et al.	
4,091,402 A	5/1978	Siegel	
4,091,444 A	5/1978	Mori	
4,109,301 A	8/1978	Wakimura	
4,146,918 A	3/1979	Tureck	
4,175,279 A	11/1979	Asaki	
4,190,880 A	2/1980	Esaki	
4,251,854 A	2/1981	Kaneko et al.	
4,276,579 A	6/1981	Yako	
4,333,127 A	6/1982	Alkema et al.	
4,446,506 A *	5/1984	Larson 362/17	
4,479,173 A	10/1984	Rumpakis	
4,539,624 A	9/1985	Stone	
4,562,521 A	12/1985	Noguchi	
4,594,645 A	6/1986	Terashita	

(Continued)

FOREIGN PATENT DOCUMENTS

JP 10260457 A 9/1998

OTHER PUBLICATIONS

Internet: <http://www.lumiquest.com/>; LumiQuest The World Leader in Flash Accessories for Digital & Film; ©2005 LumiQuest; 1 sheet.

(Continued)

Primary Examiner—Adir Aronovich
(74) *Attorney, Agent, or Firm*—Christie, Parker & Hale, LLP.

(57) **CLAIM**

The ornamental design for a photographic diffuser, as shown and described.

DESCRIPTION

FIG. 1 is a front perspective view of a photographic diffuser showing my new design;

FIG. 2 is a front elevational view of the photographic diffuser;

FIG. 3 is a left side elevational view of the photographic diffuser, the undisclosed right side being a mirror image;

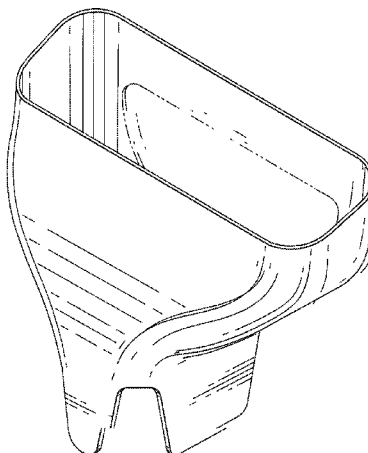
FIG. 4 is a rear elevation view of the photographic diffuser;

FIG. 5 is a top plan view of the photographic diffuser; and,

FIG. 6 is a bottom plan view of the photographic diffuser.

The broken lines in FIGS. 1 and 4 are shown to illustrate environment only and form no part of the claimed design.

1 Claim, 6 Drawing Sheets



US D578,151 S

Page 2

U.S. PATENT DOCUMENTS

D373,132 S * 8/1996 Baillie-Hamilton et al.
5,556,186 A 9/1996 Pilby
5,560,707 A 10/1996 Neer
5,839,006 A 11/1998 Beckerman
6,010,234 A 1/2000 Rahn
6,102,547 A * 8/2000 Matsuoto et al. 362/16
6,361,192 B1 3/2002 Fussell et al.
6,502,962 B1 1/2003 Menke et al.
6,709,121 B1 3/2004 Lowe et al.
D488,181 S * 4/2004 Masano et al. D16/237

6,981,785 B1 1/2006 Watchulonis

OTHER PUBLICATIONS

Internet: <http://www.stofen.com/>; STO-FEN Products; 1 sheet.
Product Pamphlet: Strobiframe Flash Brackets and accessories;
©1992; 16 sheets.
Product Pamphlet: LumiQuest Photographic Accessories; 3 sheets.
Magazine Article: Sint, S., "Sint's View", Popular Photography, Feb.
1996, 3 sheets.
Internet: <http://dembflashdiffusers.com/>; Demb Flash Diffuser Pro, 2
sheets.
* cited by examiner

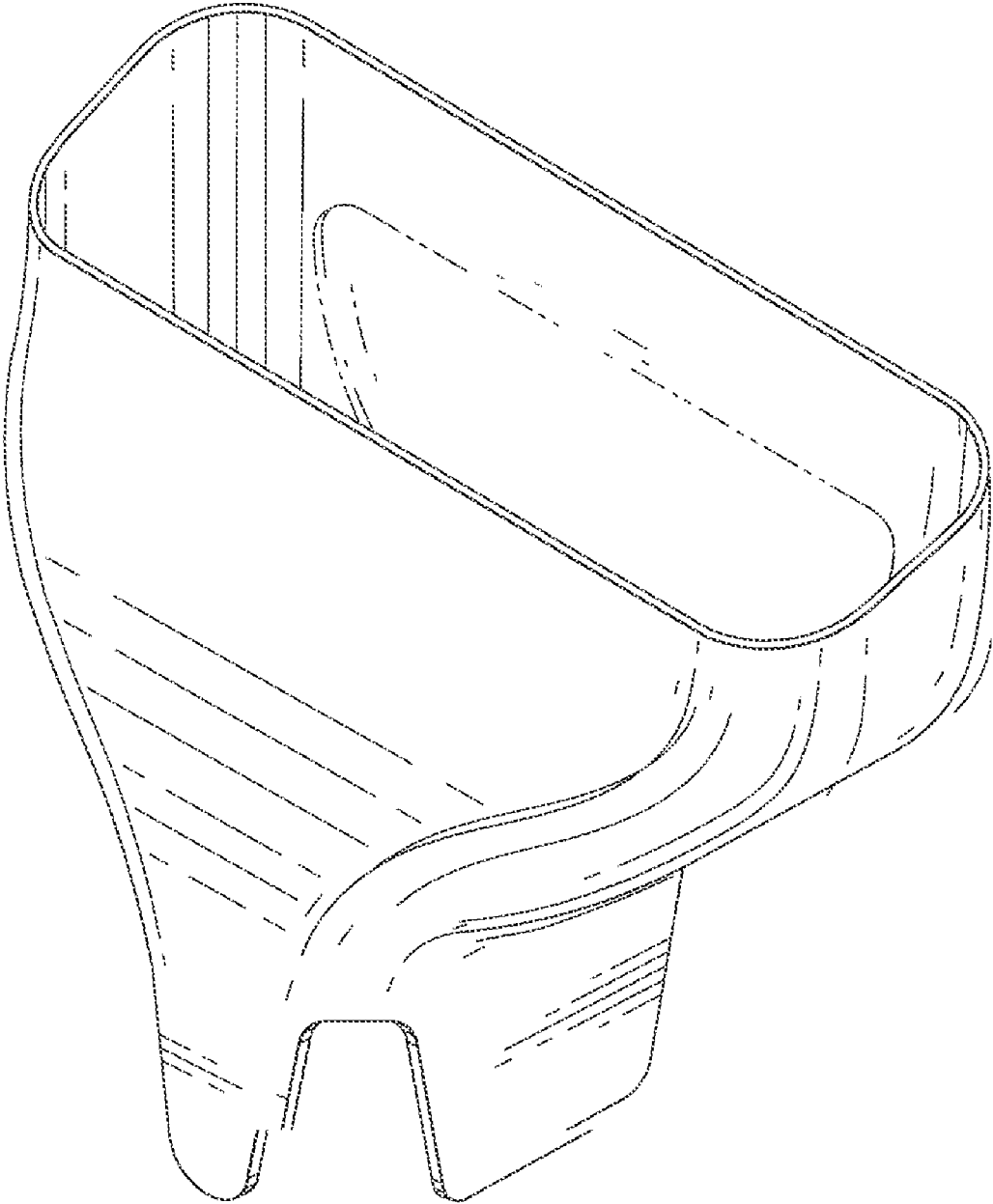


FIG. 1

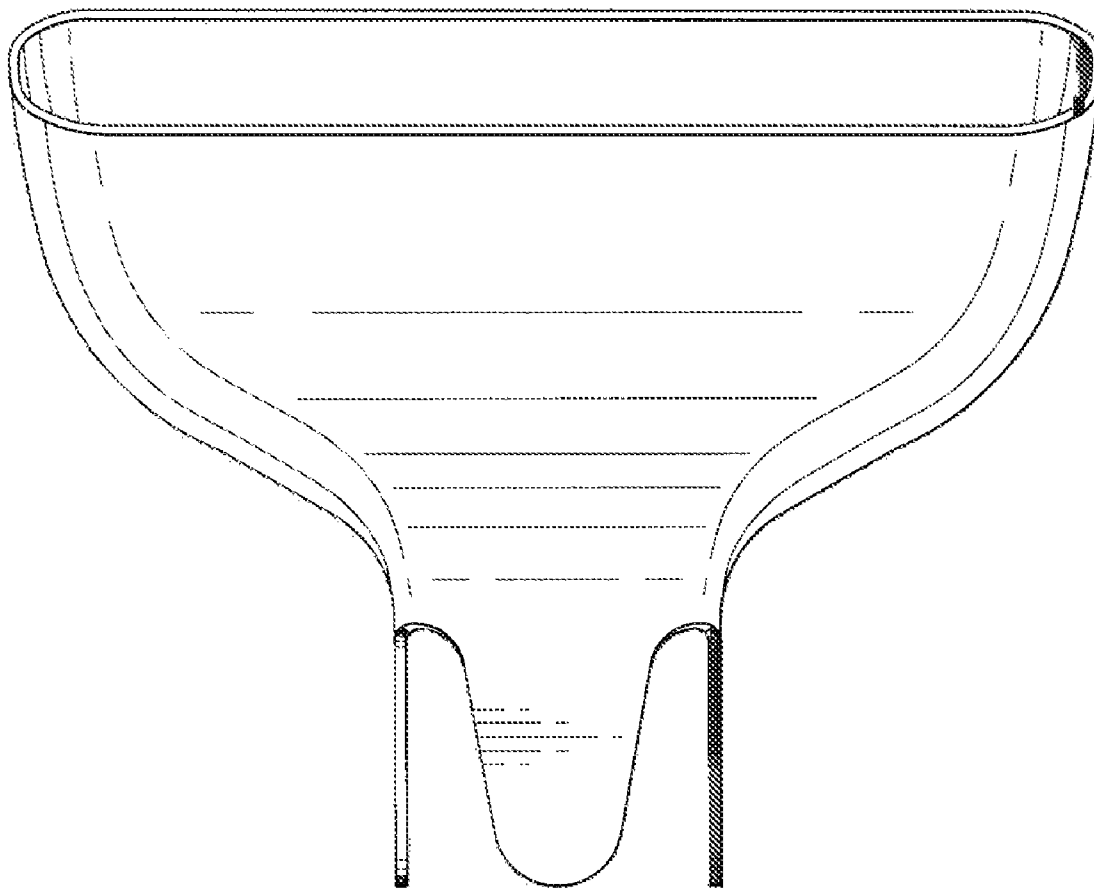


FIG. 2

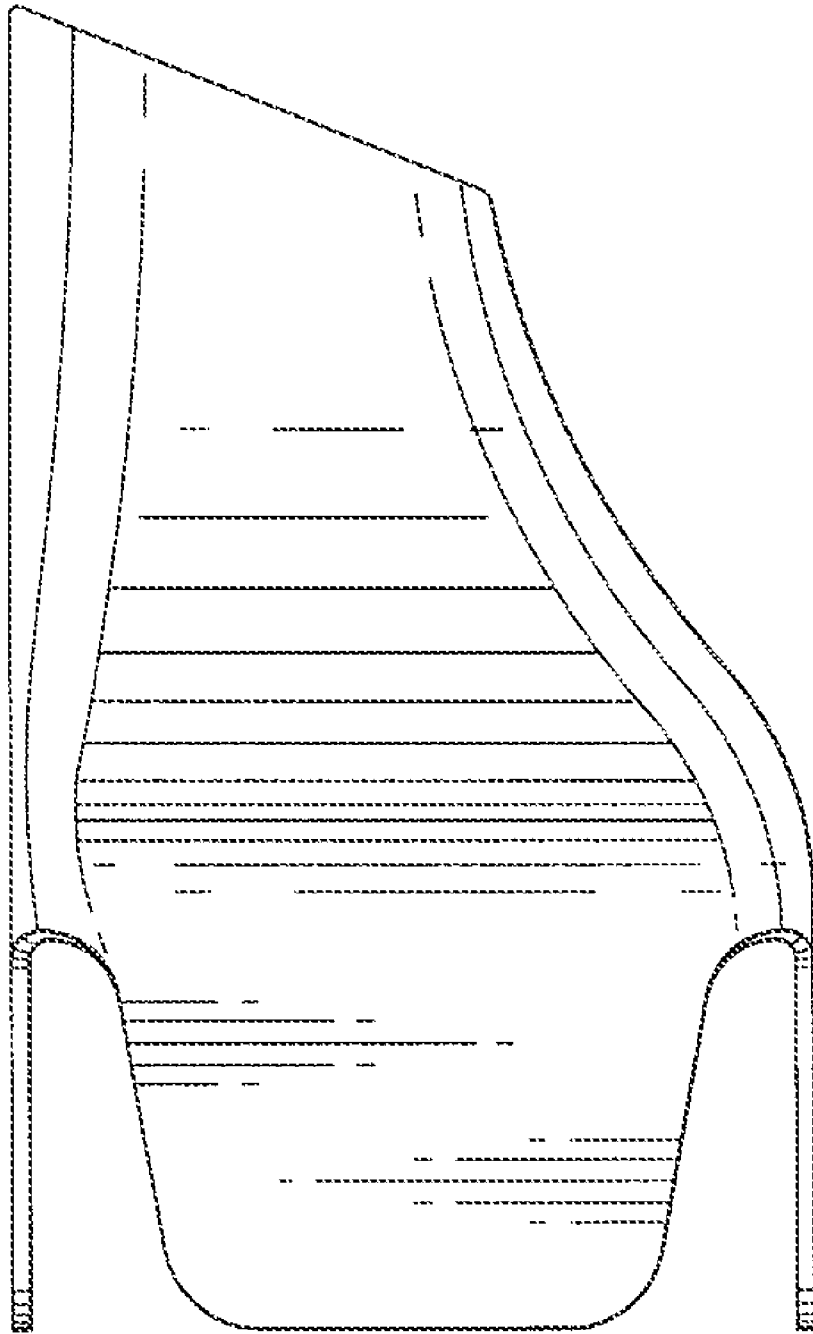


FIG. 3

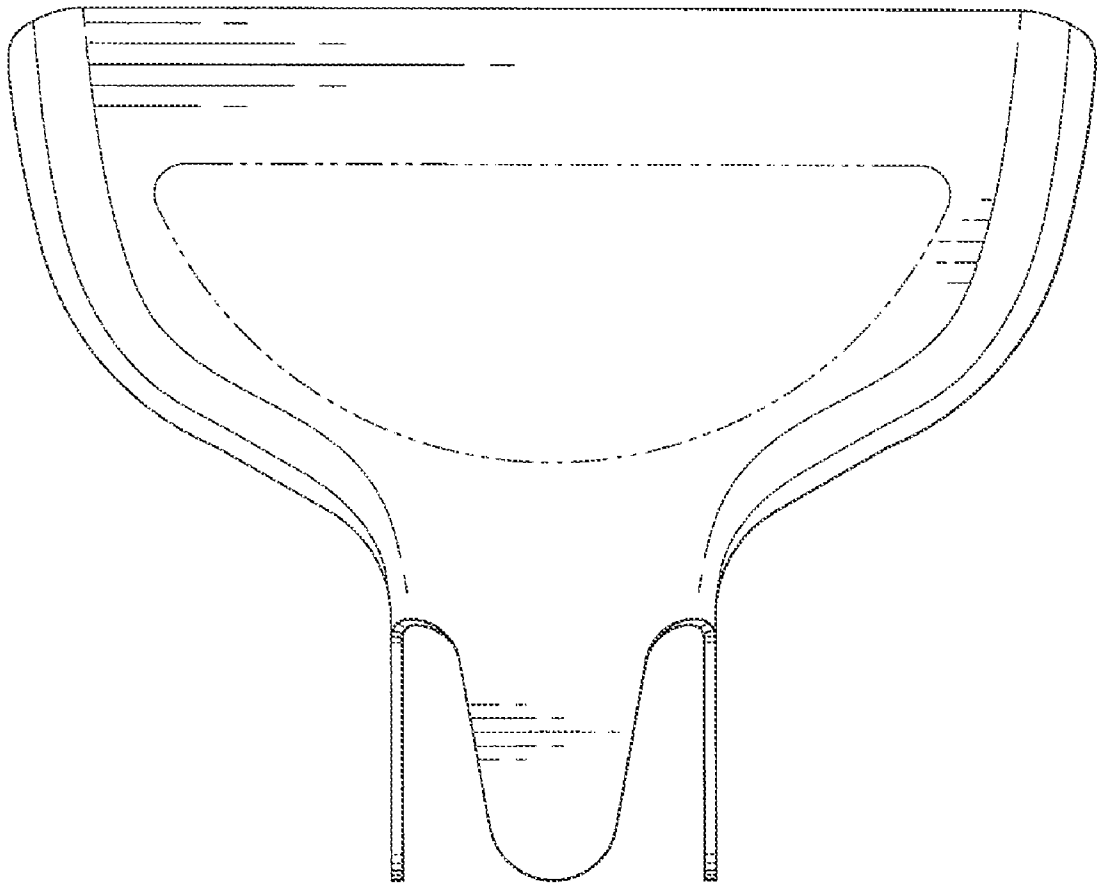


FIG. 4

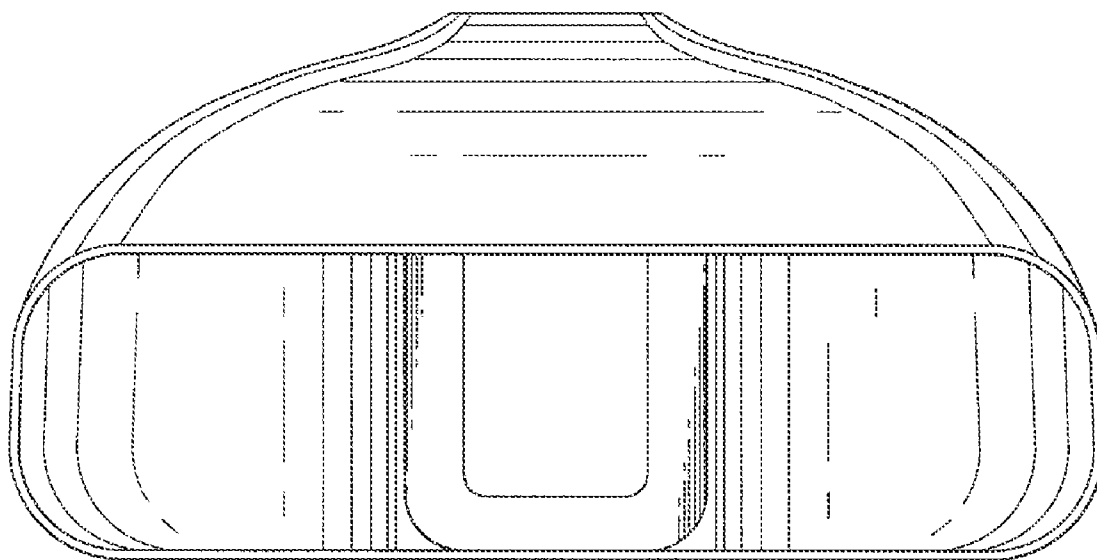


FIG. 5

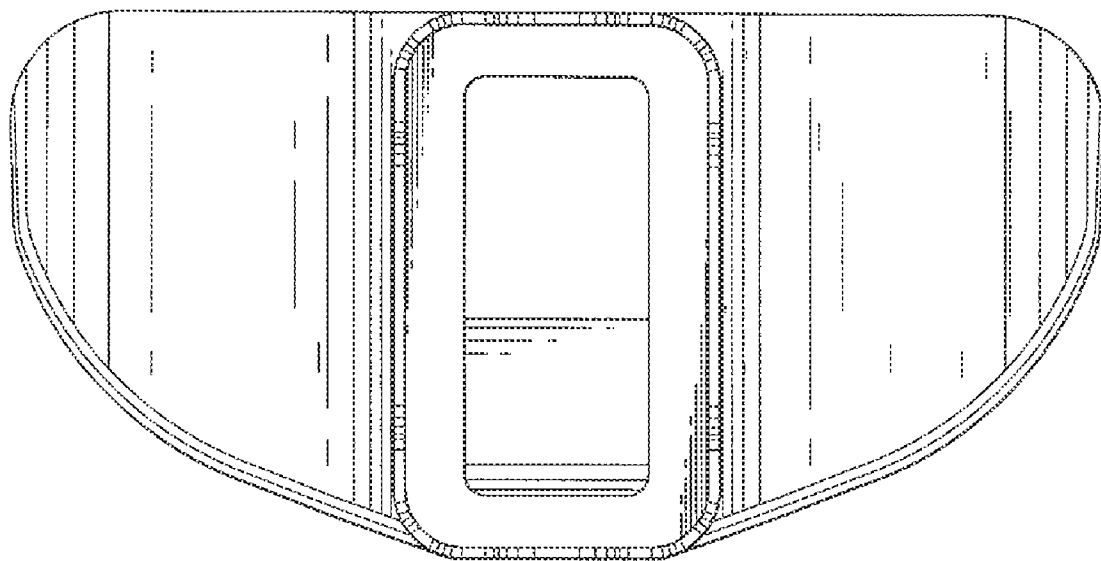


FIG. 6